



Mandera County Revenue

REVENUE SOURCE SUMMARY REPORT 1ST JULY 2024 - 31ST JULY 2024

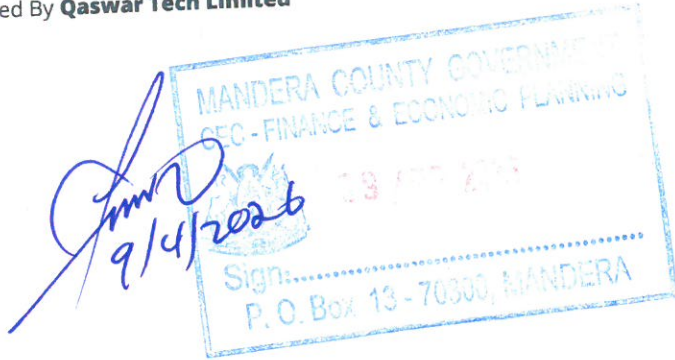
[Handwritten Signature]
9/4/2026

MANDERA COUNTY GOVERNMENT
CEG - FINANCE & ECONOMIC PLANNING
29/07/2024
P. O. Box 13 - 70300, MANDERA

#	Revenue Source	Jul	Total
1	Land	5,015,656	5,015,656
2	Market & Stalls	0	0
3	Business Permit	8,400	8,400
4	Parking	120	120
5	Miraa Movements	481,200	481,200
6	Quarry	84,600	84,600
7	Slaughter	347,400	347,400
8	Livestock Movement	1,293,400	1,293,400
9	Produce	164,500	164,500
10	Agriculture Mech	35,000	35,000
11	Tender Docs	0	0
12	Tender	516,920	516,920
13	Livestock Markets	347,000	347,000
14	Water	200,230	200,230
15	Public Health	31,630	31,630
16	Hospital	2,629,430	2,629,430
17	Barrier	103,400	103,400
18	Fire Services	0	0
19	Market Gates	1,800	1,800
20	Insurance Claims Referral	0	0
21	Insurance Claims L2 & L3	0	0
22	Rental Income	84,600	84,600
	TOTAL	11,345,286	11,345,286

MANDERA COUNTY GOVERNMENT
 OFFICE OF FINANCE & ECONOMIC PLANNING
 33/1/2026
 Sign: _____
 P. O. Box 13-705

System Generated Reports
Powered By **Qaswar Tech Limited**





Mandera Municipality Revenue System

REVENUE SOURCE SUMMARY REPORT 1ST JULY 2024 - 31ST
JULY 2024

[Handwritten Signature]
9/1/2026



#	Revenue Source	Jul	Total
1	Land	0	0
2	Market & Stalls	548,000	548,000
3	Business Permit	0	0
4	Parking	45,200	45,200
5	Miraa Movements	0	0
6	Quarry	114,400	114,400
7	Slaughter	0	0
8	Livestock Movement	0	0
9	Produce	35,600	35,600
10	Agriculture Mech	0	0
11	Tender Docs	0	0
12	Tender	0	0
13	Livestock Markets	0	0
14	Water	4,300	4,300
15	Public Health	700	700
16	Hospital	0	0
17	Barrier	557,350	557,350
18	Fire Services	0	0
19	Market Gates	28,500	28,500
20	Insurance Claims Referral	0	0
21	Insurance Claims L2 & L3	0	0
22	Rental Income	0	0

[Handwritten Signature]
9/4/2026



		1,334,050	1,334,050
	TOTAL		

System Generated Reports
Powered By **Qaswar Tech Limited**

[Handwritten Signature]
7/4/2026
MANDERA COUNTY GOVERNMENT
PERFORMANCE & ECONOMIC PLANNING
P. O. Box 13 - 70300, MANDERA




Elwak Municipality Revenue System

REVENUE SOURCE SUMMARY REPORT 1ST JULY 2024 -
31ST JULY 2024

[Handwritten signature]
9/4/2026

MANDERA COUNTY GOVERNMENT
CEC - FINANCE & ECONOMIC PLANNING
08 479 2105
P. O. Box 10 - 70300, MANDERA

#	Revenue Source	Jul	Total
1	Land	0	0
2	Market & Stalls	0	0
3	Business Permit	297,500	297,500
4	Parking	0	0
5	Miraa Movements	0	0
6	Quarry	46,800	46,800
7	Slaughter	0	0
8	Livestock Movement	0	0
9	Produce	0	0
10	Agriculture Mech	0	0
11	Tender Docs	0	0
12	Tender	0	0
13	Livestock Markets	0	0
14	Water	0	0
15	Public Health	0	0
16	Hospital	0	0
17	Barrier	134,150	134,150
18	Fire Services	78	78
19	Market Gates	0	0
20	Insurance Claims Referral	0	0
21	Insurance Claims L2 & L3	0	0
22	Rental Income	0	0
	TOTAL	478,528	478,528



 MANDERA COUNTY GOVERNMENT
 CEC - FINANCE & ECONOMIC PLANNING
 2026
 Sign:
 P. O. Box 13-70300, MANDERA

4/7/26, 12:33 PM


System Generated Reports
Powered By **Qaswar Tech Limited**





Mandera County Revenue

REVENUE SOURCE SUMMARY REPORT 1ST AUGUST 2024 -
31ST AUGUST 2024




#	Revenue Source	Aug	Total
1	Land	3,852,662	3,852,662
2	Market & Stalls	0	0
3	Business Permit	29,800	29,800
4	Parking	210	210
5	Miraa Movements	526,600	526,600
6	Quarry	112,500	112,500
7	Slaughter	311,500	311,500
8	Livestock Movement	1,169,400	1,169,400
9	Produce	189,000	189,000
10	Agriculture Mech	29,000	29,000
11	Tender Docs	0	0
12	Tender	0	0
13	Livestock Markets	354,100	354,100
14	Water	122,000	122,000
15	Public Health	19,000	19,000
16	Hospital	2,481,980	2,481,980
17	Barrier	105,400	105,400
18	Fire Services	0	0
19	Market Gates	1,590	1,590
20	Insurance Claims Referral	0	0
21	Insurance Claims L2 & L3	0	0
22	Rental Income	44,600	44,600



	TOTAL	9,349,342	9,349,342
--	--------------	------------------	------------------

System Generated Reports


Powered By **Qaswar Tech Limited**





Mandera Municipality Revenue System

REVENUE SOURCE SUMMARY REPORT 1ST AUGUST 2024 -
31ST AUGUST 2024



#	Revenue Source	Aug	Total
1	Land	0	0
2	Market & Stalls	720,440	720,440
3	Business Permit	0	0
4	Parking	67,000	67,000
5	Miraa Movements	0	0
6	Quarry	190,300	190,300
7	Slaughter	0	0
8	Livestock Movement	0	0
9	Produce	45,350	45,350
10	Agriculture Mech	0	0
11	Tender Docs	0	0
12	Tender	0	0
13	Livestock Markets	0	0
14	Water	2,502	2,502
15	Public Health	8,100	8,100
16	Hospital	0	0
17	Barrier	756,500	756,500
18	Fire Services	0	0
19	Market Gates	38,900	38,900
20	Insurance Claims Referral	0	0
21	Insurance Claims L2 & L3	0	0
22	Rental Income	0	0

MANDERA COUNTY GOVERNMENT
 CEO - FINANCE / ECONOMIC PLANNING
 9/4/2026
 P. O. Box 13-1000, MANDERA

	TOTAL	1,829,092	1,829,092
--	--------------	------------------	------------------

System Generated Reports

Powered By **Qaswar Tech Limited**

MANDERA COUNTY GOVERNMENT
CEC FINANCE & ECONOMIC PLANNING
[Signature]
9/4/2026
Sign:.....
P. O. Box 13 - 70300, MANDERA




Elwak Municipality Revenue System

REVENUE SOURCE SUMMARY REPORT 1ST AUGUST 2024 -
31ST AUGUST 2024

[Handwritten signature]
9/8/2024




#	Revenue Source	Aug	Total
1	Land	0	0
2	Market & Stalls	0	0
3	Business Permit	33,000	33,000
4	Parking	0	0
5	Miraa Movements	0	0
6	Quarry	39,000	39,000
7	Slaughter	0	0
8	Livestock Movement	0	0
9	Produce	2,000	2,000
10	Agriculture Mech	0	0
11	Tender Docs	0	0
12	Tender	0	0
13	Livestock Markets	2,000	2,000
14	Water	0	0
15	Public Health	0	0
16	Hospital	0	0
17	Barrier	146,950	146,950
18	Fire Services	67	67
19	Market Gates	0	0
20	Insurance Claims Referral	0	0
21	Insurance Claims L2 & L3	0	0
22	Rental Income	0	0
	TOTAL	223,017	223,017



System Generated Reports

Powered By **Qaswar Tech Limited**







Mandera County Revenue

REVENUE SOURCE SUMMARY REPORT 1ST SEPTEMBER 2024
- 30TH SEPTEMBER 2024

MANDERA COUNTY GOVERNMENT
OFFICE OF THE COMMISSIONER
FINANCE & ECONOMIC PLANNING
38/1/2024
Sign: _____
P.O. Box 14-70300, MANDERA
CWCm-f-
9/4/2026

#	Revenue Source	Sep	Total
1	Land	2,707,725	2,707,725
2	Market & Stalls	0	0
3	Business Permit	74,500	74,500
4	Parking	2,500	2,500
5	Miraa Movements	490,300	490,300
6	Quarry	123,200	123,200
7	Slaughter	492,940	492,940
8	Livestock Movement	973,600	973,600
9	Produce	308,600	308,600
10	Agriculture Mech	30,000	30,000
11	Tender Docs	0	0
12	Tender	1	1
13	Livestock Markets	608,840	608,840
14	Water	3,477,070	3,477,070
15	Public Health	5,100	5,100
16	Hospital	2,645,030	2,645,030
17	Barrier	247,950	247,950
18	Fire Services	0	0
19	Market Gates	2,400	2,400
20	Insurance Claims Referral	0	0
21	Insurance Claims L2 & L3	0	0
22	Rental Income	53,400	53,400


 C. F.
 9/4/2026


	TOTAL	12,243,156	12,243,156
--	--------------	-------------------	-------------------

System Generated Reports
Powered By **Qaswar Tech Limited**

[Handwritten Signature]
CEC - F.
9/4/2026






Mandera Municipality Revenue System

REVENUE SOURCE SUMMARY REPORT 1ST SEPTEMBER 2024
- 30TH SEPTEMBER 2024

[Handwritten signature]
CEC - FINANCE
9/4/2026

MANDERA COUNTY GOVERNMENT
CEC - FINANCE & ECONOMIC PLANNING
19/09/2024
P.O. Box 15 - 70300 MANDERA

#	Revenue Source	Sep	Total
1	Land	0	0
2	Market & Stalls	805,240	805,240
3	Business Permit	651,800	651,800
4	Parking	120,940	120,940
5	Miraa Movements	0	0
6	Quarry	180,600	180,600
7	Slaughter	0	0
8	Livestock Movement	400	400
9	Produce	0	0
10	Agriculture Mech	0	0
11	Tender Docs	0	0
12	Tender	0	0
13	Livestock Markets	0	0
14	Water	8,400	8,400
15	Public Health	30,800	30,800
16	Hospital	0	0
17	Barrier	656,100	656,100
18	Fire Services	0	0
19	Market Gates	49,000	49,000
20	Insurance Claims Referral	0	0
21	Insurance Claims L2 & L3	0	0
22	Rental Income	0	0


 CE Com-f.
 9/4/2026



	TOTAL	2,503,280	2,503,280
--	--------------	------------------	------------------

System Generated Reports
Powered By **Qaswar Tech Limited**

[Handwritten Signature]

Cecilia F.

9/4/2026





Elwak Municipality Revenue System

REVENUE SOURCE SUMMARY REPORT 1ST SEPTEMBER
2024 - 30TH SEPTEMBER 2024

MANIERA COUNTY GOVERNMENT
CENTRAL FINANCE & ECONOMIC PLANNING
9/4/2026 - 70300, MANDERA

#	Revenue Source	Sep	Total
1	Land	0	0
2	Market & Stalls	0	0
3	Business Permit	48,200	48,200
4	Parking	0	0
5	Miraa Movements	0	0
6	Quarry	3,000	3,000
7	Slaughter	0	0
8	Livestock Movement	0	0
9	Produce	0	0
10	Agriculture Mech	0	0
11	Tender Docs	0	0
12	Tender	0	0
13	Livestock Markets	0	0
14	Water	0	0
15	Public Health	0	0
16	Hospital	0	0
17	Barrier	108,600	108,600
18	Fire Services	50	50
19	Market Gates	0	0
20	Insurance Claims Referral	0	0
21	Insurance Claims L2 & L3	0	0
22	Rental Income	0	0
	TOTAL	159,850	159,850



[Handwritten Signature]
CEC
9/11/2026



Cham F.

9/4/2026





Mandera County Revenue

REVENUE SOURCE SUMMARY REPORT 1ST OCTOBER 2024 -
31ST OCTOBER 2024

[Handwritten Signature]
9/4/2026

MANDERA COUNTY GOVERNMENT
CEO - FINANCE & ECONOMIC PLANNING

39/10/2024

Sign:.....

P. O. Box 13 - 70300, MANDERA

#	Revenue Source	Oct	Total
1	Land	2,067,200	2,067,200
2	Market & Stalls	0	0
3	Business Permit	29,000	29,000
4	Parking	0	0
5	Miraa Movements	843,900	843,900
6	Quarry	29,300	29,300
7	Slaughter	456,900	456,900
8	Livestock Movement	427,900	427,900
9	Produce	132,800	132,800
10	Agriculture Mech	0	0
11	Tender Docs	0	0
12	Tender	0	0
13	Livestock Markets	641,000	641,000
14	Water	2,950,816	2,950,816
15	Public Health	3,000	3,000
16	Hospital	4,799,836	4,799,836
17	Barrier	474,503	474,503
18	Fire Services	0	0
19	Market Gates	5,220	5,220
20	Insurance Claims Referral	0	0
21	Insurance Claims L2 & L3	0	0
22	Rental Income	76,600	76,600




[Handwritten Signature]
9/4/2026

	TOTAL	12,937,975	12,937,975
--	--------------	-------------------	-------------------

System Generated Reports

Powered By **Qaswar Tech Limited**

[Handwritten Signature]
9/4/2026






Mandera Municipality Revenue System

REVENUE SOURCE SUMMARY REPORT 1ST OCTOBER 2024 -
31ST OCTOBER 2024

[Handwritten Signature]
9/9/2024

MANDERA COUNTY GOVERNMENT
SEC - FINANCE & ECONOMIC PLANNING
28 OCT 2024
Sign:
P.O. Box 19-70300 MANDERA

#	Revenue Source	Oct	Total
1	Land	0	0
2	Market & Stalls	573,200	573,200
3	Business Permit	65,200	65,200
4	Parking	70,950	70,950
5	Miraa Movements	0	0
6	Quarry	112,800	112,800
7	Slaughter	0	0
8	Livestock Movement	0	0
9	Produce	0	0
10	Agriculture Mech	0	0
11	Tender Docs	0	0
12	Tender	0	0
13	Livestock Markets	0	0
14	Water	6,150	6,150
15	Public Health	111,000	111,000
16	Hospital	400	400
17	Barrier	893,500	893,500
18	Fire Services	0	0
19	Market Gates	129,000	129,000
20	Insurance Claims Referral	0	0
21	Insurance Claims L2 & L3	0	0
22	Rental Income	0	0

MANDERA COUNTY GOVERNMENT
 CEO - FINANCE & ECONOMIC PLANNING

 Sign:
 P. O. Box 11, 70300, MANDERA


[Handwritten Signature]
 9/4/2026

	TOTAL	1,962,200	1,962,200
--	--------------	------------------	------------------

System Generated Reports

Powered By **Qaswar Tech Limited**

Janet
a/4/2026





Elwak Municipality Revenue System


REVENUE SOURCE SUMMARY REPORT 1ST OCTOBER 2024
- 31ST OCTOBER 2024

[Handwritten signature]
9/4/2026

MANDERA COUNTY GOVERNMENT
CEO - FINANCE & ECONOMIC PLANNING
28 OCT 2024
P. O. Box 10-7000 MANDERA

#	Revenue Source	Oct	Total
1	Land	0	0
2	Market & Stalls	0	0
3	Business Permit	473,500	473,500
4	Parking	0	0
5	Miraa Movements	0	0
6	Quarry	24,500	24,500
7	Slaughter	0	0
8	Livestock Movement	0	0
9	Produce	0	0
10	Agriculture Mech	0	0
11	Tender Docs	0	0
12	Tender	0	0
13	Livestock Markets	0	0
14	Water	0	0
15	Public Health	0	0
16	Hospital	0	0
17	Barrier	69,250	69,250
18	Fire Services	47	47
19	Market Gates	0	0
20	Insurance Claims Referral	0	0
21	Insurance Claims L2 & L3	0	0
22	Rental Income	0	0
	TOTAL	567,297	567,297


MARIERA COUNTY GOVERNMENT
 CEO - FINANCE & ECONOMIC PLANNING
 28 APR 2026
 Sign:
 P. O. Box 13 - 70105 MARIERA



 9/4/2026

System Generated Reports

Powered By **Qaswar Tech Limited**

[Handwritten Signature]
9/4/2016






Mandera County Revenue

REVENUE SOURCE SUMMARY REPORT 1ST NOVEMBER 2024
- 30TH NOVEMBER 2024

[Handwritten signature]
9/4/2026



#	Revenue Source	Nov	Total
1	Land	1,422,271	1,422,271
2	Market & Stalls	0	0
3	Business Permit	94,000	94,000
4	Parking	300	300
5	Miraa Movements	979,300	979,300
6	Quarry	96,400	96,400
7	Slaughter	549,600	549,600
8	Livestock Movement	562,500	562,500
9	Produce	91,530	91,530
10	Agriculture Mech	9,000	9,000
11	Tender Docs	0	0
12	Tender	2,445,430	2,445,430
13	Livestock Markets	435,100	435,100
14	Water	2,019,781	2,019,781
15	Public Health	153,305	153,305
16	Hospital	3,110,312	3,110,312
17	Barrier	303,400	303,400
18	Fire Services	0	0
19	Market Gates	6,540	6,540
20	Insurance Claims Referral	0	0
21	Insurance Claims L2 & L3	0	0
22	Rental Income	76,600	76,600

MANDERA COUNTY GOVERNMENT
 CEO - FINANCE & ECONOMIC PLANNING
 19/07/2026
 Sign:.....
 P. O. Box 13 - 70300, MANDERA

[Handwritten Signature]
 9/4/2026

	TOTAL	12,355,369	12,355,369
--	--------------	-------------------	-------------------

System Generated Reports
Powered By **Qaswar Tech Limited**


[Handwritten Signature]
9/4/2026





Mandera Municipality Revenue System

REVENUE SOURCE SUMMARY REPORT 1ST NOVEMBER 2024
- 30TH NOVEMBER 2024



#	Revenue Source	Nov	Total
1	Land	0	0
2	Market & Stalls	495,120	495,120
3	Business Permit	25,500	25,500
4	Parking	60,000	60,000
5	Miraa Movements	0	0
6	Quarry	145,800	145,800
7	Slaughter	0	0
8	Livestock Movement	0	0
9	Produce	84,850	84,850
10	Agriculture Mech	0	0
11	Tender Docs	0	0
12	Tender	0	0
13	Livestock Markets	0	0
14	Water	100	100
15	Public Health	3,000	3,000
16	Hospital	0	0
17	Barrier	922,250	922,250
18	Fire Services	0	0
19	Market Gates	125,900	125,900
20	Insurance Claims Referral	0	0
21	Insurance Claims L2 & L3	0	0
22	Rental Income	0	0

MANDERA COUNTY GOVERNMENT
 CEC - FINANCE & ECONOMIC PLANNING
 Sign: 
 P. O. Box 19/4/2026 MANDERA

TOTAL	1,862,520	1,862,520
--------------	------------------	------------------

System Generated Reports
Powered By **Qaswar Tech Limited**





Elwak Municipality Revenue System

REVENUE SOURCE SUMMARY REPORT 1ST NOVEMBER 2024
- 30TH NOVEMBER 2024



#	Revenue Source	Nov	Total
1	Land	0	0
2	Market & Stalls	0	0
3	Business Permit	605,500	605,500
4	Parking	0	0
5	Miraa Movements	0	0
6	Quarry	36,000	36,000
7	Slaughter	0	0
8	Livestock Movement	0	0
9	Produce	8,000	8,000
10	Agriculture Mech	0	0
11	Tender Docs	0	0
12	Tender	0	0
13	Livestock Markets	0	0
14	Water	0	0
15	Public Health	0	0
16	Hospital	0	0
17	Barrier	72,400	72,400
18	Fire Services	20	20
19	Market Gates	0	0
20	Insurance Claims Referral	0	0
21	Insurance Claims L2 & L3	0	0
22	Rental Income	0	0

MANDERA COUNTY GOVERNMENT
 CEC - FINANCE & ECONOMIC PLANNING
 Sign: *[Signature]*
 P. O. Box 13 - 70300 MANDERA
 9/4/2026

	TOTAL	721,920	721,920
--	--------------	----------------	----------------

System Generated Reports
Powered By **Qaswar Tech Limited**





Mandera County Revenue

REVENUE SOURCE SUMMARY REPORT 1ST DECEMBER 2024
- 31ST DECEMBER 2024

[Handwritten signature]
9/4/2026




#	Revenue Source	Dec	Total
1	Land	5,107,000	5,107,000
2	Market & Stalls	0	0
3	Business Permit	226,000	226,000
4	Parking	0	0
5	Miraa Movements	965,200	965,200
6	Quarry	21,700	21,700
7	Slaughter	605,150	605,150
8	Livestock Movement	2,015,550	2,015,550
9	Produce	144,600	144,600
10	Agriculture Mech	15,000	15,000
11	Tender Docs	0	0
12	Tender	3,496,376	3,496,376
13	Livestock Markets	228,750	228,750
14	Water	3,211,921	3,211,921
15	Public Health	272,540	272,540
16	Hospital	3,293,006	3,293,006
17	Barrier	429,700	429,700
18	Fire Services	0	0
19	Market Gates	2,220	2,220
20	Insurance Claims Referral	8,318,645	8,318,645
21	Insurance Claims L2 & L3	0	0
22	Rental Income	73,600	73,600

MANDERA COUNTY GOVERNMENT
 CEC - FINANCE & ECONOMIC PLANNING
 28/11/2026
 P.O. Box 10 - 7000, MANDERA

[Signature]
 9/4/2026

	TOTAL	28,426,958	28,426,958
--	--------------	-------------------	-------------------

System Generated Reports
Powered By **Qaswar Tech Limited**


9/9/2026

MANDERA COUNTY GOVERNMENT
CEO - FINANCE & ECONOMIC PLANNING
39 122 222
Sign:
Box 13 - 70300, MANDERA



Mandera Municipality Revenue System

REVENUE SOURCE SUMMARY REPORT 1ST DECEMBER 2024
- 31ST DECEMBER 2024

[Handwritten signature]
9/4/2026

MANDERA COUNTY GOVERNMENT
CEC - FINANCE & ECONOMIC PLANNING
38,000,000
Sign: _____
P.O. Box 13-70300 MANDERA

#	Revenue Source	Dec	Total
1	Land	0	0
2	Market & Stalls	400,400	400,400
3	Business Permit	117,000	117,000
4	Parking	16,530	16,530
5	Miraa Movements	0	0
6	Quarry	17,700	17,700
7	Slaughter	0	0
8	Livestock Movement	0	0
9	Produce	88,600	88,600
10	Agriculture Mech	0	0
11	Tender Docs	0	0
12	Tender	0	0
13	Livestock Markets	0	0
14	Water	0	0
15	Public Health	13,900	13,900
16	Hospital	3,000	3,000
17	Barrier	708,550	708,550
18	Fire Services	0	0
19	Market Gates	41,800	41,800
20	Insurance Claims Referral	0	0
21	Insurance Claims L2 & L3	0	0
22	Rental Income	0	0

MANDERA COUNTY GOVERNMENT
 CEC-FINANCE & ECONOMIC PLANNING
 09/04/2026
 P.O. Box 13 - 70300, MANDERA
 9/4/2026

	TOTAL	1,407,480	1,407,480
--	--------------	------------------	------------------

System Generated Reports

Powered By **Qaswar Tech Limited**

[Handwritten Signature]
9/4/2026

MANDERA COUNTY GOVERNMENT
CEO, FINANCE & ECONOMIC PLANNING
38 SEP 2026
P. O. Box 13 - 70300, MANDERA



Elwak Municipality Revenue System

REVENUE SOURCE SUMMARY REPORT 1ST DECEMBER 2024
- 31ST DECEMBER 2024

[Handwritten signature]
9/4/2026

MANDERA COUNTY GOVERNMENT
CEC - FINANCE & ECONOMIC PLANNING
28/12/2024
Sign:
Box 13 - 70300, MANDERA

#	Revenue Source	Dec	Total
1	Land	0	0
2	Market & Stalls	0	0
3	Business Permit	27,000	27,000
4	Parking	0	0
5	Miraa Movements	0	0
6	Quarry	65,200	65,200
7	Slaughter	0	0
8	Livestock Movement	0	0
9	Produce	0	0
10	Agriculture Mech	0	0
11	Tender Docs	0	0
12	Tender	0	0
13	Livestock Markets	0	0
14	Water	0	0
15	Public Health	0	0
16	Hospital	0	0
17	Barrier	114,250	114,250
18	Fire Services	83	83
19	Market Gates	0	0
20	Insurance Claims Referral	0	0
21	Insurance Claims L2 & L3	0	0
22	Rental Income	0	0

MANDERA COUNTY GOVERNMENT
 CEC - FINANCE & ECONOMIC PLANNING
 19/11/2026
 P.O. Box 13 - 70300, MANDERA

[Signature]
 9/4/2026

	TOTAL	206,533	206,533
--	--------------	----------------	----------------

System Generated Reports
Powered By **Qaswar Tech Limited**

MANDERA COUNTY GOVERNMENT
CEO - FINANCE & ECONOMIC PLANNING
[Signature]
9/4/2026
P. O. Box 13-70300, MANDERA




Mandera County Revenue

REVENUE SOURCE SUMMARY REPORT 1ST JANUARY 2025 -
31ST JANUARY 2025

MANDERA COUNTY GOVERNMENT
C/O - FINANCE & ECONOMIC PLANNING
39/00/2025
9/4/2026
P.O. Box 10-70300, MANDERA

#	Revenue Source	Jan	Total
1	Land	4,411,855	4,411,855
2	Market & Stalls	0	0
3	Business Permit	287,000	287,000
4	Parking	0	0
5	Miraa Movements	1,110,000	1,110,000
6	Quarry	69,000	69,000
7	Slaughter	757,880	757,880
8	Livestock Movement	915,000	915,000
9	Produce	114,600	114,600
10	Agriculture Mech	6,000	6,000
11	Tender Docs	1	1
12	Tender	7,896,669	7,896,669
13	Livestock Markets	519,600	519,600
14	Water	5,752,000	5,752,000
15	Public Health	303,500	303,500
16	Hospital	4,404,019	4,404,019
17	Barrier	1,168,020	1,168,020
18	Fire Services	0	0
19	Market Gates	5,910	5,910
20	Insurance Claims Referral	2,044,568	2,044,568
21	Insurance Claims L2 & L3	11,519,000	11,519,000
22	Rental Income	73,600	73,600



Handwritten signature and date: 9/4/2026

	TOTAL	41,358,222	41,358,222
--	--------------	-------------------	-------------------

System Generated Reports

Powered By **Qaswar Tech Limited**


[Handwritten Signature]
9/11/2026

MANDERA COUNTY GOVERNMENT
FINANCE & ECONOMIC PLANNING
39 OCT 2025
P. O. Box 13 - 70300, MANDERA



Mandera Municipality Revenue System

REVENUE SOURCE SUMMARY REPORT 1ST JANUARY 2025 -
31ST JANUARY 2025




#	Revenue Source	Jan	Total
1	Land	0	0
2	Market & Stalls	950,000	950,000
3	Business Permit	1,168,100	1,168,100
4	Parking	49,000	49,000
5	Miraa Movements	0	0
6	Quarry	168,400	168,400
7	Slaughter	0	0
8	Livestock Movement	0	0
9	Produce	0	0
10	Agriculture Mech	0	0
11	Tender Docs	0	0
12	Tender	0	0
13	Livestock Markets	0	0
14	Water	8,200	8,200
15	Public Health	62,402	62,402
16	Hospital	0	0
17	Barrier	919,100	919,100
18	Fire Services	0	0
19	Market Gates	31,900	31,900
20	Insurance Claims Referral	0	0
21	Insurance Claims L2 & L3	0	0
22	Rental Income	0	0

MANDER COUNTY GOVERNMENT
 CEC - FINANCE & ECONOMIC PLANNING
 9/4/2026
 P.O. Box 13-7000, MANDER, ID

	TOTAL	3,357,102	3,357,102
--	--------------	------------------	------------------

System Generated Reports

Powered By **Qaswar Tech Limited**





Elwak Municipality Revenue System

REVENUE SOURCE SUMMARY REPORT 1ST JANUARY 2025 -
31ST JANUARY 2025

[Handwritten signature]
9/4/2026

MANDEERA COUNTY GOVERNMENT
FINANCE & ECONOMIC PLANNING
OFFICE 13 - 70/100, MANDEERA


#	Revenue Source	Jan	Total
1	Land	0	0
2	Market & Stalls	0	0
3	Business Permit	12,300	12,300
4	Parking	0	0
5	Miraa Movements	0	0
6	Quarry	30,600	30,600
7	Slaughter	0	0
8	Livestock Movement	10,000	10,000
9	Produce	0	0
10	Agriculture Mech	0	0
11	Tender Docs	0	0
12	Tender	0	0
13	Livestock Markets	0	0
14	Water	300	300
15	Public Health	0	0
16	Hospital	0	0
17	Barrier	134,850	134,850
18	Fire Services	130	130
19	Market Gates	0	0
20	Insurance Claims Referral	0	0
21	Insurance Claims L2 & L3	0	0
22	Rental Income	0	0

MANJARA COUNTY GOVERNMENT
 OFFICE OF FINANCE & ECONOMIC PLANNING
 9/4/2026

	TOTAL	188,180	188,180
--	--------------	----------------	----------------

System Generated Reports


Powered By **Qaswar Tech Limited**





Mandera County Revenue

REVENUE SOURCE SUMMARY REPORT 1ST FEBRUARY 2025 -
28TH FEBRUARY 2025




#	Revenue Source	Feb	Total
1	Land	5,054,997	5,054,997
2	Market & Stalls	0	0
3	Business Permit	296,100	296,100
4	Parking	0	0
5	Miraa Movements	664,000	664,000
6	Quarry	98,900	98,900
7	Slaughter	621,400	621,400
8	Livestock Movement	890,530	890,530
9	Produce	142,560	142,560
10	Agriculture Mech	23,000	23,000
11	Tender Docs	0	0
12	Tender	3,162,490	3,162,490
13	Livestock Markets	470,100	470,100
14	Water	7,385,290	7,385,290
15	Public Health	316,850	316,850
16	Hospital	3,797,233	3,797,233
17	Barrier	96,650	96,650
18	Fire Services	0	0
19	Market Gates	300	300
20	Insurance Claims Referral	9,672,581	9,672,581
21	Insurance Claims L2 & L3	13,066,700	13,066,700
22	Rental Income	78,400	78,400

MANDERA COUNTY
 CEC - FINANCE & ECONOMIC PLANNING
 P.O. Box 13-1
 MANDERA

[Signature]
 9/4/2026

	TOTAL	45,838,081	45,838,081
--	--------------	-------------------	-------------------

System Generated Reports
Powered By **Qaswar Tech Limited**






Mandera Municipality Revenue System

REVENUE SOURCE SUMMARY REPORT 1ST FEBRUARY
2025 - 28TH FEBRUARY 2025

[Handwritten signature]
9/2/2025



#	Revenue Source	Feb	Total
1	Land	0	0
2	Market & Stalls	754,430	754,430
3	Business Permit	3,841,200	3,841,200
4	Parking	20,800	20,800
5	Miraa Movements	0	0
6	Quarry	17,900	17,900
7	Slaughter	0	0
8	Livestock Movement	0	0
9	Produce	0	0
10	Agriculture Mech	0	0
11	Tender Docs	0	0
12	Tender	0	0
13	Livestock Markets	300	300
14	Water	5,800	5,800
15	Public Health	309,850	309,850
16	Hospital	0	0
17	Barrier	1,105,680	1,105,680
18	Fire Services	0	0
19	Market Gates	0	0
20	Insurance Claims Referral	0	0
21	Insurance Claims L2 & L3	0	0
22	Rental Income	0	0

MANDERA COUNTY GOVERNMENT
 CEO - FINANCE & ECONOMIC PLANNING
 19 FEB 2026
 Sign: _____
 P. O. Box 10 - TURKISH SOLE

[Handwritten Signature]
 9/4/2026

	TOTAL	6,055,960	6,055,960
--	--------------	------------------	------------------

System Generated Reports
Powered By **Qaswar Tech Limited**

MANDERA COUNTY GOVERNMENT
EC-FINANCE & ECONOMIC PLANNING
03/07/2026
Sign: _____
P.O. Box 13-7000, MANDERA
9/4/2026



Elwak Municipality Revenue System

REVENUE SOURCE SUMMARY REPORT 1ST FEBRUARY 2025 -
28TH FEBRUARY 2025

MANDERA COUNTY GOVERNMENT
CEO - FINANCE & ECONOMIC PLANNING
19/02/2025
9/4/2026
P.O. Box 13 - 70800, MANDERA

#	Revenue Source	Feb	Total
1	Land	0	0
2	Market & Stalls	0	0
3	Business Permit	5,700	5,700
4	Parking	0	0
5	Miraa Movements	0	0
6	Quarry	40,900	40,900
7	Slaughter	0	0
8	Livestock Movement	0	0
9	Produce	0	0
10	Agriculture Mech	0	0
11	Tender Docs	0	0
12	Tender	0	0
13	Livestock Markets	0	0
14	Water	900	900
15	Public Health	0	0
16	Hospital	0	0
17	Barrier	89,750	89,750
18	Fire Services	208	208
19	Market Gates	0	0
20	Insurance Claims Referral	0	0
21	Insurance Claims L2 & L3	0	0
22	Rental Income	0	0



Signature
9/4/2020

	TOTAL	137,458	137,458
--	--------------	----------------	----------------

System Generated Reports
Powered By **Qaswar Tech Limited**

[Handwritten Signature]
9/9/2026
MANDERA COUNTY GOVERNMENT
FINANCE & ECONOMIC PLANNING
Sign:
P. O. Box 13 - 70300, MANDERA



Mandera County Revenue

REVENUE SOURCE SUMMARY REPORT 1ST MARCH 2025 -
31ST MARCH 2025




#	Revenue Source	Mar	Total
1	Land	2,760,700	2,760,700
2	Market & Stalls	0	0
3	Business Permit	150,800	150,800
4	Parking	0	0
5	Miraa Movements	664,000	664,000
6	Quarry	83,362	83,362
7	Slaughter	580,000	580,000
8	Livestock Movement	350,902	350,902
9	Produce	20,000	20,000
10	Agriculture Mech	32,000	32,000
11	Tender Docs	2	2
12	Tender	126,570	126,570
13	Livestock Markets	373,600	373,600
14	Water	4,436,800	4,436,800
15	Public Health	26,900	26,900
16	Hospital	2,380,660	2,380,660
17	Barrier	126,400	126,400
18	Fire Services	0	0
19	Market Gates	300	300
20	Insurance Claims Referral	18,543,031	18,543,031
21	Insurance Claims L2 & L3	16,590,000	16,590,000
22	Rental Income	73,600	73,600

MANDERA COUNTY GOVERNMENT
 CEO - FINANCE & ECONOMIC PLANNING
 SIGNATURE: [Signature]
 9/4/2026
 P.O. BOX 1000 MANDERA

	TOTAL	47,319,627	47,319,627
--	--------------	-------------------	-------------------

System Generated Reports


Powered By **Qaswar Tech Limited**





Mandera Municipality Revenue System

REVENUE SOURCE SUMMARY REPORT 1ST MARCH 2025 -
31ST MARCH 2025



#	Revenue Source	Mar	Total
1	Land	0	0
2	Market & Stalls	23,000	23,000
3	Business Permit	2,114,730	2,114,730
4	Parking	22,300	22,300
5	Miraa Movements	0	0
6	Quarry	7,000	7,000
7	Slaughter	0	0
8	Livestock Movement	0	0
9	Produce	0	0
10	Agriculture Mech	0	0
11	Tender Docs	0	0
12	Tender	0	0
13	Livestock Markets	0	0
14	Water	2,100	2,100
15	Public Health	1,500	1,500
16	Hospital	0	0
17	Barrier	496,730	496,730
18	Fire Services	0	0
19	Market Gates	107,000	107,000
20	Insurance Claims Referral	0	0
21	Insurance Claims L2 & L3	0	0
22	Rental Income	0	0


MANDERA COUNTY GOVERNMENT
 CEC - FINANCE & ECONOMIC PLANNING
 39/105/2026
 Sign: _____
 P.O. Box 13-71963 MANDERA

9/4/2026

	TOTAL	2,774,360	2,774,360
--	--------------	------------------	------------------

System Generated Reports

Powered By **Qaswar Tech Limited**






Elwak Municipality Revenue System

REVENUE SOURCE SUMMARY REPORT 1ST MARCH 2025 -
31ST MARCH 2025

[Handwritten signature]
9/4/2026



#	Revenue Source	Mar	Total
1	Land	0	0
2	Market & Stalls	0	0
3	Business Permit	103,200	103,200
4	Parking	0	0
5	Miraa Movements	0	0
6	Quarry	24,200	24,200
7	Slaughter	0	0
8	Livestock Movement	0	0
9	Produce	0	0
10	Agriculture Mech	0	0
11	Tender Docs	0	0
12	Tender	0	0
13	Livestock Markets	700	700
14	Water	600	600
15	Public Health	0	0
16	Hospital	0	0
17	Barrier	53,000	53,000
18	Fire Services	129	129
19	Market Gates	0	0
20	Insurance Claims Referral	0	0
21	Insurance Claims L2 & L3	0	0
22	Rental Income	0	0



[Handwritten Signature]
9/4/2026

	TOTAL	181,829	181,829
--	--------------	----------------	----------------

System Generated Reports

Powered By **Qaswar Tech Limited**


[Handwritten Signature]
9/4/2026

MANDERA COUNTY GOVERNMENT
CEC - FINANCE & ECONOMIC PLANNING
39 197 2026
Sign:.....
P. O. Box 13 - 70300, MANDERA



Mandera County Revenue

REVENUE SOURCE SUMMARY REPORT 1ST APRIL 2025 -
30TH APRIL 2025



#	Revenue Source	Apr	Total
1	Land	5,526,086	5,526,086
2	Market & Stalls	0	0
3	Business Permit	1,062,300	1,062,300
4	Parking	0	0
5	Miraa Movements	750,000	750,000
6	Quarry	93,600	93,600
7	Slaughter	406,300	406,300
8	Livestock Movement	785,000	785,000
9	Produce	153,390	153,390
10	Agriculture Mech	59,000	59,000
11	Tender Docs	0	0
12	Tender	1,765,000	1,765,000
13	Livestock Markets	589,500	589,500
14	Water	1,773,901	1,773,901
15	Public Health	403,112	403,112
16	Hospital	3,164,888	3,164,888
17	Barrier	1,433,420	1,433,420
18	Fire Services	0	0
19	Market Gates	9,930	9,930
20	Insurance Claims Referral	24,940,420	24,940,420
21	Insurance Claims L2 & L3	27,230,000	27,230,000
22	Rental Income	86,000	86,000

MANDERA COUNTY GOVERNMENT
 CEC - FINANCE & ECONOMIC PLANNING
 18/07/2026
 P.O. Box 13 - 70300

[Handwritten Signature]
 9/11/2026

TOTAL	70,231,847	70,231,847
--------------	-------------------	-------------------

System Generated Reports
Powered By **Qaswar Tech Limited**





Mandera Municipality Revenue System

REVENUE SOURCE SUMMARY REPORT 1ST APRIL 2025 -
30TH APRIL 2025

[Handwritten signature]
9/4/2026

MANDERA COUNTY GOVERNMENT
CEO - FINANCE & ECONOMIC PLANNING
P. O. Box 13-70300 MANDERA

#	Revenue Source	Apr	Total
1	Land	0	0
2	Market & Stalls	1,241,300	1,241,300
3	Business Permit	4,356,924	4,356,924
4	Parking	37,800	37,800
5	Miraa Movements	0	0
6	Quarry	19,100	19,100
7	Slaughter	0	0
8	Livestock Movement	0	0
9	Produce	0	0
10	Agriculture Mech	0	0
11	Tender Docs	0	0
12	Tender	0	0
13	Livestock Markets	0	0
14	Water	200	200
15	Public Health	289,303	289,303
16	Hospital	0	0
17	Barrier	1,463,100	1,463,100
18	Fire Services	0	0
19	Market Gates	11,900	11,900
20	Insurance Claims Referral	0	0
21	Insurance Claims L2 & L3	0	0
22	Rental Income	0	0

MANDERA COUNTY GOVERNMENT
 OFFICE OF FINANCE & ECONOMIC PLANNING
 18/11/2025
 P.O. Box 13-70300, MANDERA

	TOTAL	7,419,627	7,419,627
--	--------------	------------------	------------------


System Generated Reports
Powered By **Qaswar Tech Limited**







Elwak Municipality Revenue System

REVENUE SOURCE SUMMARY REPORT 1ST APRIL 2025 -
30TH APRIL 2025




#	Revenue Source	Apr	Total
1	Land	0	0
2	Market & Stalls	0	0
3	Business Permit	352,500	352,500
4	Parking	0	0
5	Miraa Movements	0	0
6	Quarry	45,300	45,300
7	Slaughter	0	0
8	Livestock Movement	0	0
9	Produce	0	0
10	Agriculture Mech	0	0
11	Tender Docs	0	0
12	Tender	0	0
13	Livestock Markets	0	0
14	Water	0	0
15	Public Health	0	0
16	Hospital	0	0
17	Barrier	65,350	65,350
18	Fire Services	108	108
19	Market Gates	0	0
20	Insurance Claims Referral	0	0
21	Insurance Claims L2 & L3	0	0
22	Rental Income	0	0

	TOTAL	463,258	463,258
--	--------------	----------------	----------------


System Generated Reports
Powered By **Qaswar Tech Limited**





Mandera County Revenue

REVENUE SOURCE SUMMARY REPORT 1ST MAY 2025 - 31ST MAY 2025




#	Revenue Source	May	Total
1	Land	6,676,478	6,676,478
2	Market & Stalls	0	0
3	Business Permit	282,100	282,100
4	Parking	0	0
5	Miraa Movements	900,000	900,000
6	Quarry	56,700	56,700
7	Slaughter	365,150	365,150
8	Livestock Movement	975,000	975,000
9	Produce	140,900	140,900
10	Agriculture Mech	50,000	50,000
11	Tender Docs	0	0
12	Tender	8,435,625	8,435,625
13	Livestock Markets	356,500	356,500
14	Water	1,675,753	1,675,753
15	Public Health	254,500	254,500
16	Hospital	4,632,079	4,632,079
17	Barrier	530,760	530,760
18	Fire Services	0	0
19	Market Gates	3,330	3,330
20	Insurance Claims Referral	4,305,913	4,305,913
21	Insurance Claims L2 & L3	14,785,500	14,785,500
22	Rental Income	0	0

MANDERA COUNTY GOVERNMENT
 CEO - FINANCE & ECONOMIC PLANNING
 9/4/2026

	TOTAL	44,426,288	44,426,288
--	--------------	-------------------	-------------------


System Generated Reports
Powered By **Qaswar Tech Limited**





Mandera Municipality Revenue System

REVENUE SOURCE SUMMARY REPORT 1ST MAY 2025 - 31ST
MAY 2025



#	Revenue Source	May	Total
1	Land	0	0
2	Market & Stalls	821,410	821,410
3	Business Permit	2,230,688	2,230,688
4	Parking	45,900	45,900
5	Miraa Movements	0	0
6	Quarry	38,700	38,700
7	Slaughter	0	0
8	Livestock Movement	0	0
9	Produce	0	0
10	Agriculture Mech	0	0
11	Tender Docs	0	0
12	Tender	0	0
13	Livestock Markets	0	0
14	Water	1,700	1,700
15	Public Health	266,202	266,202
16	Hospital	0	0
17	Barrier	1,304,550	1,304,550
18	Fire Services	0	0
19	Market Gates	12,000	12,000
20	Insurance Claims Referral	0	0
21	Insurance Claims L2 & L3	0	0
22	Rental Income	0	0

MANDERA COUNTY GOVERNMENT
 CEC - FINANCE & ECONOMIC PLANNING
 9/4/2026
 MANDERA

	TOTAL	4,721,150	4,721,150
--	--------------	------------------	------------------

System Generated Reports


Powered By **Qaswar Tech Limited**

MANDERA COUNTY GOVERNMENT
GOVERNANCE & ECONOMIC PLANNING
18 APR 2026
Sign: [Signature]
9/4/2026
MANDERA



Elwak Municipality Revenue System

REVENUE SOURCE SUMMARY REPORT 1ST MAY 2025 - 31ST
MAY 2025




#	Revenue Source	May	Total
1	Land	0	0
2	Market & Stalls	0	0
3	Business Permit	1,130,400	1,130,400
4	Parking	0	0
5	Miraa Movements	0	0
6	Quarry	48,000	48,000
7	Slaughter	0	0
8	Livestock Movement	1,000	1,000
9	Produce	0	0
10	Agriculture Mech	0	0
11	Tender Docs	0	0
12	Tender	0	0
13	Livestock Markets	5,000	5,000
14	Water	0	0
15	Public Health	0	0
16	Hospital	0	0
17	Barrier	60,950	60,950
18	Fire Services	30	30
19	Market Gates	0	0
20	Insurance Claims Referral	0	0
21	Insurance Claims L2 & L3	0	0
22	Rental Income	0	0

WAJIR COUNTY GOVERNMENT
 FINANCE & ECONOMIC PL.
 09/04/2026
 P.O. Box 13-1

	TOTAL	1,245,380	1,245,380
--	--------------	------------------	------------------

System Generated Reports

Powered By **Qaswar Tech Limited**





Mandera County Revenue

REVENUE SOURCE SUMMARY REPORT 1ST JUNE 2025 - 30TH JUNE 2025

MANDERA COUNTY GOVERNMENT
CEC - FINANCE & ECONOMIC PLANNING
39 1077 2025
[Signature]
9/4/2026
P. O. Box 13 - 70300, MANDERA

MANDERA COUNTY GOVERNMENT
CEC - FINANCE & ECONOMIC PLANNING
 39 1077 2025
Sign:.....
P. O. Box 13 - 70300, MANDERA


#	Revenue Source	Jun	Total
1	Land	5,397,200	5,397,200
2	Market & Stalls	0	0
3	Business Permit	152,000	152,000
4	Parking	0	0
5	Miraa Movements	1,130,000	1,130,000
6	Quarry	32,100	32,100
7	Slaughter	348,300	348,300
8	Livestock Movement	1,111,837	1,111,837
9	Produce	240,000	240,000
10	Agriculture Mech	38,000	38,000
11	Tender Docs	0	0
12	Tender	762,823	762,823
13	Livestock Markets	232,800	232,800
14	Water	837,335	837,335
15	Public Health	383,900	383,900
16	Hospital	4,061,516	4,061,516
17	Barrier	672,511	672,511
18	Fire Services	0	0
19	Market Gates	900	900
20	Insurance Claims Referral	8,900,052	8,900,052
21	Insurance Claims L2 & L3	24,270,200	24,270,200
22	Rental Income	364,600	364,600



TOTAL	48,936,074	48,936,074
--------------	-------------------	-------------------

System Generated Reports


Powered By **Qaswar Tech Limited**





Mandera Municipality Revenue System

REVENUE SOURCE SUMMARY REPORT 1ST JUNE 2025 - 30TH
JUNE 2025




#	Revenue Source	Jun	Total
1	Land	0	0
2	Market & Stalls	931,985	931,985
3	Business Permit	2,630,796	2,630,796
4	Parking	23,450	23,450
5	Miraa Movements	0	0
6	Quarry	4,800	4,800
7	Slaughter	0	0
8	Livestock Movement	0	0
9	Produce	50,000	50,000
10	Agriculture Mech	0	0
11	Tender Docs	0	0
12	Tender	0	0
13	Livestock Markets	0	0
14	Water	1,300	1,300
15	Public Health	111,104	111,104
16	Hospital	0	0
17	Barrier	1,251,050	1,251,050
18	Fire Services	0	0
19	Market Gates	9,000	9,000
20	Insurance Claims Referral	0	0
21	Insurance Claims L2 & L3	0	0
22	Rental Income	0	0

MANDERA COUNTY GOVERNMENT
 CEC - FINANCE & ECONOMIC PLANNING
 9/9/2026
 P. O. Box 11-7830, MANDERA

	TOTAL	5,013,485	5,013,485
--	--------------	------------------	------------------


System Generated Reports
Powered By **Qaswar Tech Limited**





Elwak Municipality Revenue System

REVENUE SOURCE SUMMARY REPORT 1ST JUNE 2025 - 30TH
JUNE 2025



#	Revenue Source	Jun	Total
1	Land	0	0
2	Market & Stalls	0	0
3	Business Permit	140,800	140,800
4	Parking	0	0
5	Miraa Movements	0	0
6	Quarry	44,400	44,400
7	Slaughter	0	0
8	Livestock Movement	0	0
9	Produce	0	0
10	Agriculture Mech	0	0
11	Tender Docs	0	0
12	Tender	0	0
13	Livestock Markets	0	0
14	Water	600	600
15	Public Health	0	0
16	Hospital	0	0
17	Barrier	59,350	59,350
18	Fire Services	31	31
19	Market Gates	0	0
20	Insurance Claims Referral	0	0
21	Insurance Claims L2 & L3	0	0
22	Rental Income	0	0

MANDERA COUNTY GOVERNMENT
 CEC - FINANCE & ECONOMIC PLANNING

 Sign: 9/4/2026
 P.O. Box 13 - 70300, MANDERA

	TOTAL	245,181	245,181
--	--------------	----------------	----------------

System Generated Reports
Powered By **Qaswar Tech Limited**

